



# SOUTH CAROLINA HIGH SCHOOL LEAGUE

**Dr. Jerome P. Singleton, Commissioner**  
P. O. Box 211575  
Columbia, South Carolina 29221-6575  
803-798-0120  
[www.schsl.org](http://www.schsl.org)

**TO: Superintendents, Principals and Athletics Directors**

**FROM: 2026-2028 Realignment Guidelines Committee**

**DATE: December 15, 2025**

**RE: Realignment Guidelines**

---

Dear SCHSL members,

The realignment committee, in an effort to be as transparent about the process as possible, wanted the results of the surveys that were conducted in the state to be provided to the stakeholders (see attached). This information was presented at the meeting and used as a reference point for the committee. While not all items that had a majority vote were able to be adopted, there was discussion on all topics and consideration given to the thoughts of our superintendents, principals, athletic directors and head coaches. We hope this information will allow for clarity and possibly even help shape realignment conversations moving forward.

One of the overwhelming components of the survey the committee would like to specifically address was a strong desire to not allow the appeals process to drastically affect the intentions of the realignment parameters. This was seen in the 2024-2026 realignment as one classification ended up much smaller than initially intended. The committee discussed this topic at length, but was unable to create an accepted recommendation to move forward to the executive committee. However, the committee wanted to make note of this specific item for the executive committee to discuss a way to handle this specific topic before realignment appeals are heard.

The realignment committee discussed the implementation of the multiplier as it relates to realignment. This topic was one that was discussed; however, the committee did not take any action to change what the Competitive Balance committee established in the fall of 2023. That group, which was formed by the Executive Committee, spent months analyzing competitive balance and came up with the current model that was used in realignment for 2024-2026. The committee was not comfortable changing implementation of the multiplier and did not survey stakeholders about the topic. Without this data to reflect on, the committee decided to take no action on the multiplier.

## 2026-28 Realignment Committee

- Dr. Keith Price, Superintendent Representative, Lexington One
- Dr. Andrew McMillan, Principal Representative, Spartanburg High
- Mr. Tommy Bell, Athletic Administrator Representative, T.L. Hanna High
- Mr. Cody Slaughter, Athletic Administrator Representative, South Florence High
- Mr. Kenneth Cribb, Coach Representative, Johnsonville High
- Ms. Michelle Yeater, Coach Representative, A.C. Flora High

**2026-28 Realignment Committee**

**December 8, 2025 Meeting**

Table of Contents

Pages 1-3- Results of sports audit

Pages 4-10- AD/Principal survey responses

Pages 11-13- Head Coach survey responses

Pages 14-16- Superintendent survey responses

## Sport Audit for 2026 Realignment Committee

Below is an audit of the sports offered by membership schools. Information was used to complete this audit through analysis of finishes in playoff brackets and state championships in the 24-25 school year and emails and phone calls to member schools to fill in missing information.

While we cannot guarantee that the information is 100% accurate, we do feel it would be close to 95% accurate and could be used as a solid starting point for questions or concerns about realignment movement.

### Notes:

1. We used the realignment information for the current 223 school.
2. When organizing the schools, I went with information from the 45 ADM provided by the state department of education.
3. There were 12 schools I was not able to find a number for. For those schools, I tried to group them in a similar spot to where they were for the 2023-25 realignment.
4. These numbers used for grouping do not factor in a multiplier because that information has not been published at this time.
5. In some surveys at schools, they may have opportunities for that sport for their school, but not an opportunity to compete in playoffs in that sport. For example, a school might have said they offer girls golf and girls soccer, but those athletes play on the boys teams.

### Current Breakdown of State Championships for 1A:

1. No Boys Volleyball, Girls Lacrosse, Boys Lacrosse, Girls Wrestling
2. 1A Only- Girls Volleyball, Football, Boys Cross Country, Girls Cross Country, Girls Basketball, Boys Basketball, Baseball, Softball, Girls Track, Boys Track, Boys Soccer, Boys Golf
3. 1A-2A- Girls Golf, Wrestling, Girls Soccer, **Girls Tennis**
4. 1A-3A- Girls Swim, Boys Swim, Boys Tennis, Competition Cheer

NOTE- 22-24 Realignment compared to 24-26, 1A lost girls tennis as a state championship offered solely as a 1A classification.

Realignment examples randomly selected working from the bottom (1A) up to the top. Data will show the estimated number of sports offered in each class, the percentage of schools and the percentage of students in classifications.

**Realignment Data if schools are evenly distributed.**

5A- 44 schools, 19.7% of schools, 43.3% of students.  
 4A- 45 schools, 20.2% of schools, 27.1% of students.  
 3A- 45 schools, 20.2% of schools, 16.4% of students.  
 2A- 45 schools, 20.2% of schools, 10.1% of students.  
 1A- 44 schools, 19.7% of schools, 3.1% of students.

Sports Offered:

	BSW	GSW	GG	BXC	GXC	GTE	BVB	GVB	CH	FB	GW	W
1A 44	3	3	3	27	22	11	0	43	1	33	2	11
2A 45	9	8	20	41	40	23	2	45	12	38	7	29

	GBT	BBT	GLX	BLX	BG	BTE	GSO	BSO	GTR	BTR	SB	BE
1A 44	41	43	0	0	16	6	10	21	35	35	32	33
2A 45	45	45	1	0	29	13	32	39	39	39	40	43

**Realignment Data if 1A is biggest and other classes are evenly distributed.**

5A- 40 Schools, 17.9% of schools, 39.6% of students.  
 4A- 40 Schools, 17.9% of schools, 25.9% of students.  
 3A- 40 Schools, 17.9% of schools, 16.8% of students.  
 2A- 40 Schools, 17.9% of schools, 10.9% of students.  
 1A- 63 Schools, 28.3% of schools, 6.8% of students.

Sports Offered:

	BSW	GSW	GG	BXC	GXC	GTE	BVB	GVB	CH	FB	GW	W
1A 63	6	5	12	45	40	18	0	62	5	49	6	22
2A 40	11	12	19	36	35	25	4	40	11	37	5	26

	GBT	BBT	GLX	BLX	BG	BTE	GSO	BSO	GTR	BTR	SB	BE
1A 63	61	63	0	0	29	10	21	35	51	51	52	55
2A 40	40	40	3	3	26	14	34	38	38	38	37	38

**Realignment Data if 1A is biggest and other classes are not evenly distributed.**

5A- 34 Schools, 15.3% of schools, 34.8% of students.

4A- 34 Schools, 15.3% of schools, 24.1% of students.

3A- 40 Schools, 17.9% of schools, 19.1% of students.

2A- 40 Schools, 17.9% of schools, 12.5% of students.

1A- 75 Schools, 33.6% of schools, 8.6% of students.

Sports Offered:

	BSW	GSW	GG	BXC	GXC	GTE	BVB	GVB	CH	FB	GW	W
1A 75	10	9	18	57	51	25	1	74	9	58	6	30
2A 40	13	14	19	35	35	29	8	40	14	40	6	28

	GBT	BBT	GLX	BLX	BG	BTE	GSO	BSO	GTR	BTR	SB	BE
1A 75	73	75	0	0	37	15	32	47	62	62	61	65
2A 40	40	40	6	6	26	17	34	38	39	39	40	40

## **2025-26 Athletic Director and Principal Realignment Committee Survey Notes**

Document compiled by SCAAA representatives on the committee: Tommy Bell (TL Hanna) and Cody Slaughter (South Florence) and the principal representative Andrew McMillan (Spartanburg)

Below are some of the results from the surveys that were sent out in November of 2026 to the SCSHL member schools.

Breakdown of Schools that did not have a principal or athletic director participate in survey:

5A- 0- 100%

4A- 0- 100%

3A- 4 of 33- 87.9%

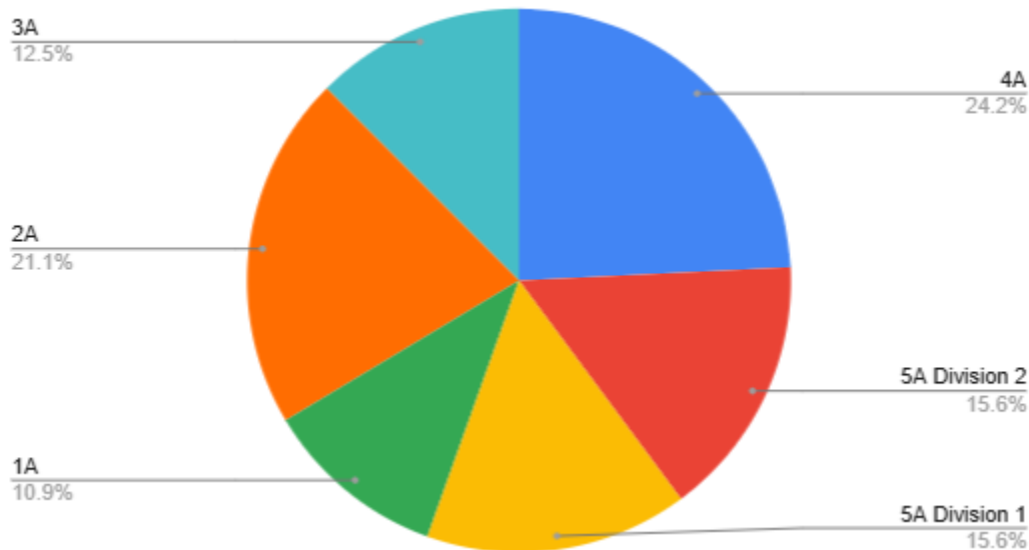
2A- 6 of 45- 86.7%

1A- 9 of 50- 82%

Overall, 85.2% of the state had either an athletic director or principal respond to the survey.

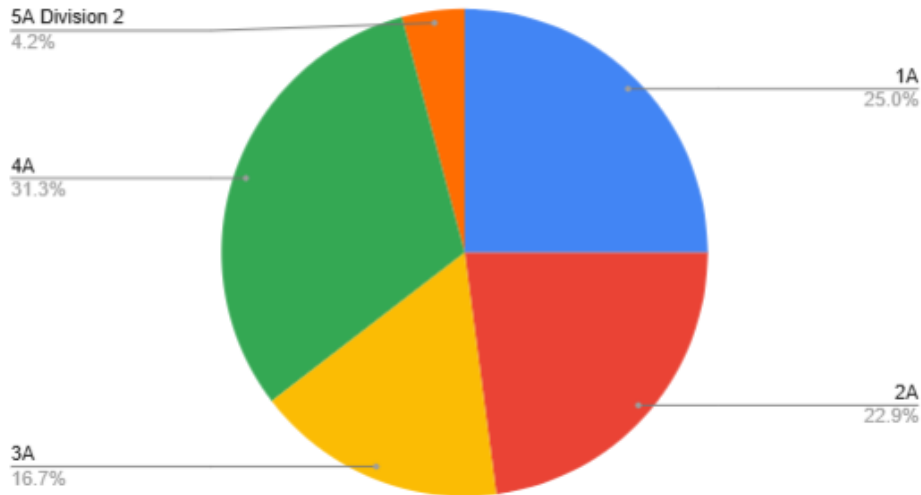
### **1. What do you like about the current realignment:**

- a. Geography of teams in region- 54.8% put this as their “most pleased” choice.
- b. Number of teams in region- 61.5% put this as their 1st or 2nd “most pleased” choice. Below is a breakdown of where those schools came from:

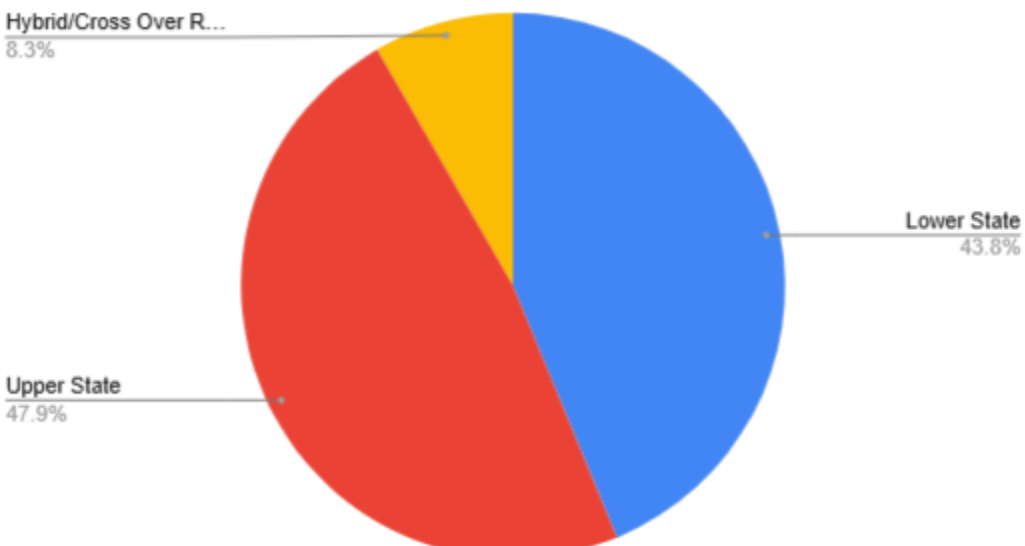


- c. Geography of teams in region- 23.5% put this as their least pleased choice. Below is a breakdown of those 49 schools and where they come from in the state:

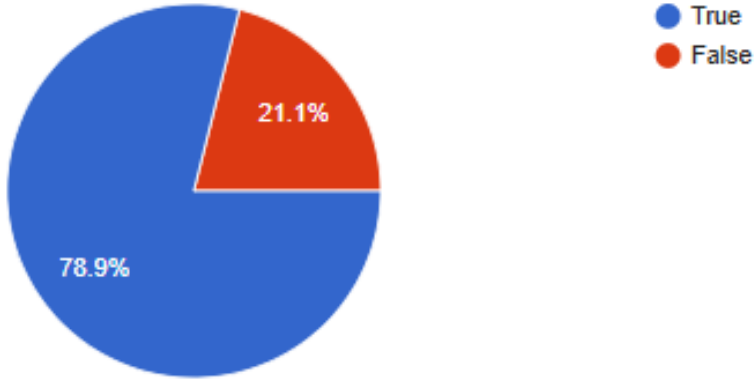
Classification breakdown of those least pleased with geography of teams in region:



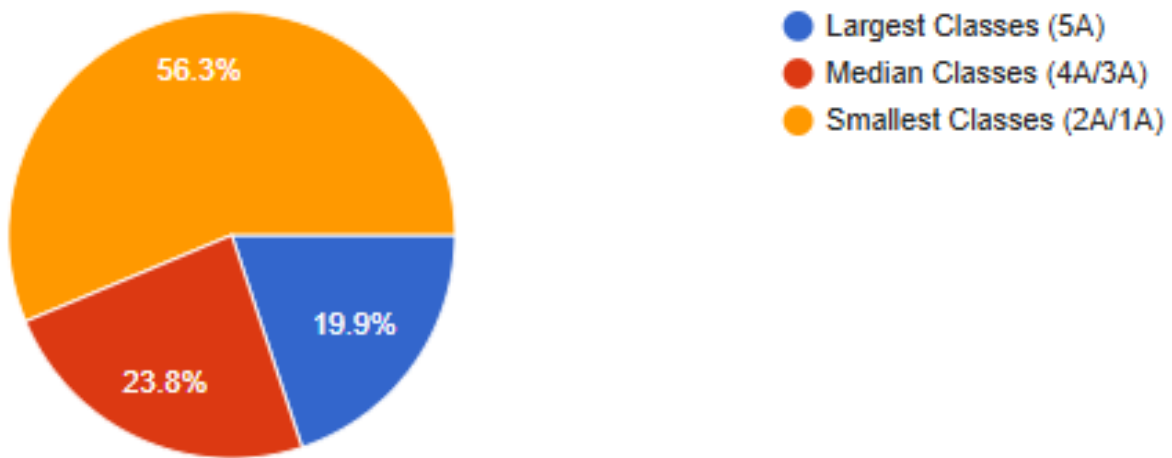
Upper/Lower State breakdown of those least pleased with geography of teams in region:



- In the last realignment, after appeals had been made, we saw a classification end up much smaller than intended by the realignment committee. I believe the executive committee should only grant appeals if the minimum number of schools is maintained in a classification.**



**3. What classification should have the most schools in it?**



Breakdown by Classification:

- 1A- 41.7% Smallest, 38.9 Median
- 2A- 68.3 Smallest, 19.5 Median
- 3A- 61.5 Smallest, 19.2 Largest, 19.2 Median
- 4A- 69.6 Smallest, 19.6 Median
- 5A- 43.9 Smallest, 33.3 Largest

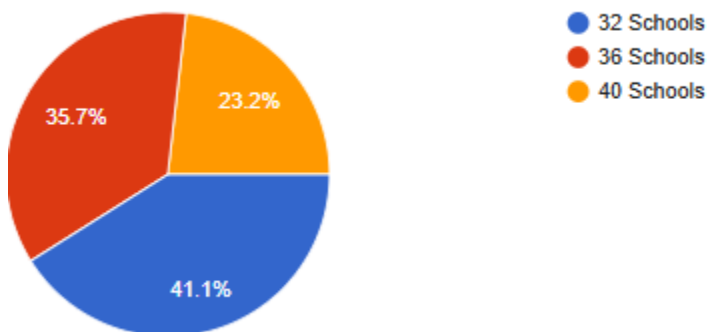
**4. I support 5A/4A together for region play- Responses only from 5A and 4A schools:**



**5. I support 3/2A or 2A/1A combined together for region play- Responses only from 3A, 2A, and 1A schools.**



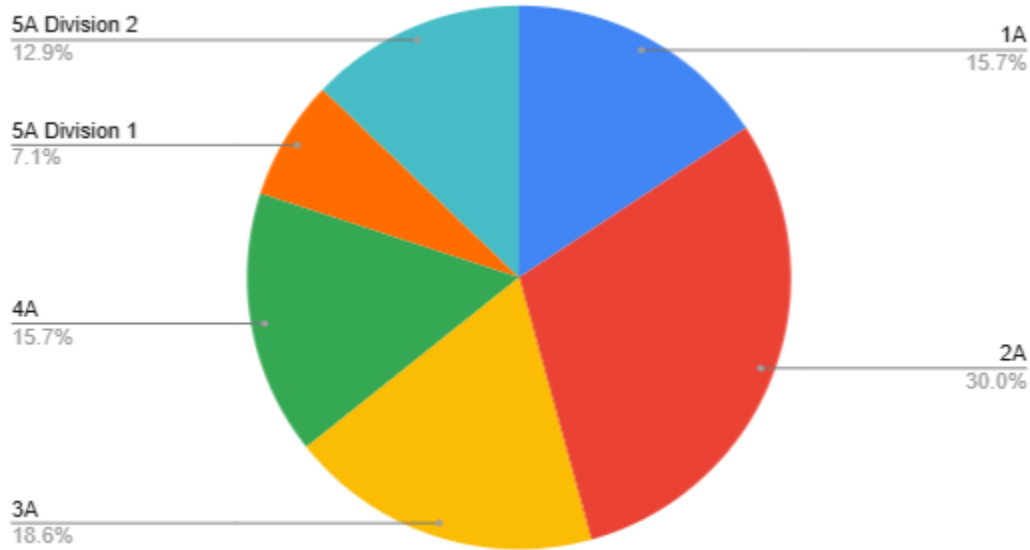
**6. If one classification were to be smaller than others, it should be at least:**



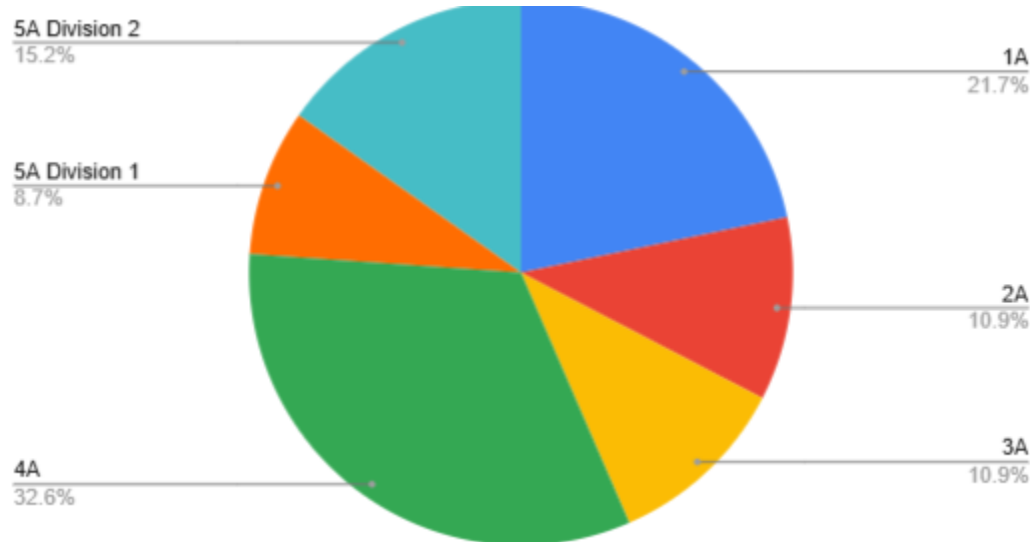
**7. When setting up regions, rank these in order of importance:**

- a. Travel/Geography- 69.2% ranked this as the most important
- b. Schools from same district being together for region play had 34.6% rank it as the least important, while 22.1% ranked it as the 2nd most important. Below is a breakdown of where the schools were who made those choices:

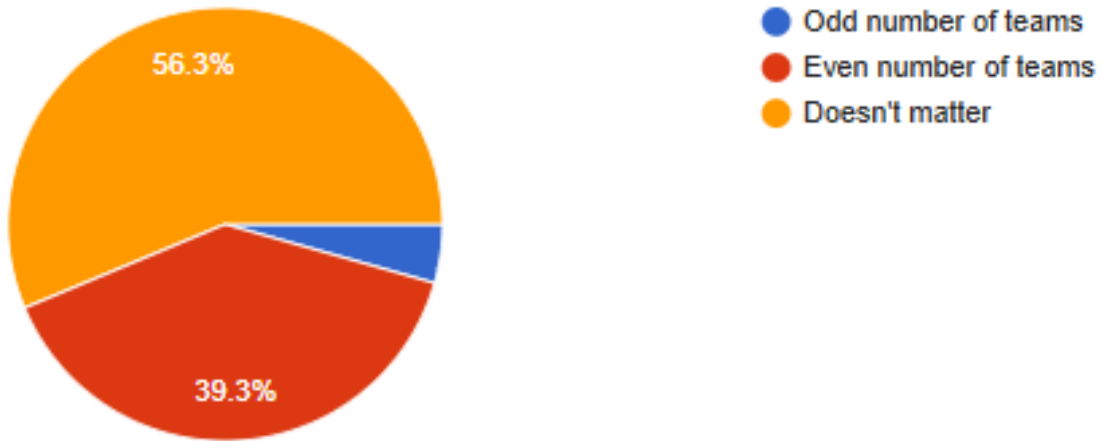
Breakdown of those who ranked it as least important:



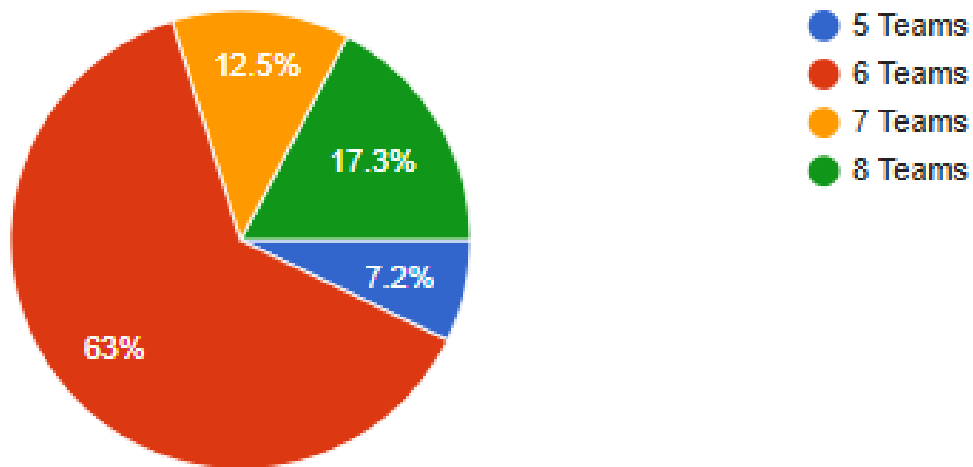
Breakdown of those who ranked it as the 2nd most important:



8. Odd or even number of teams in region?



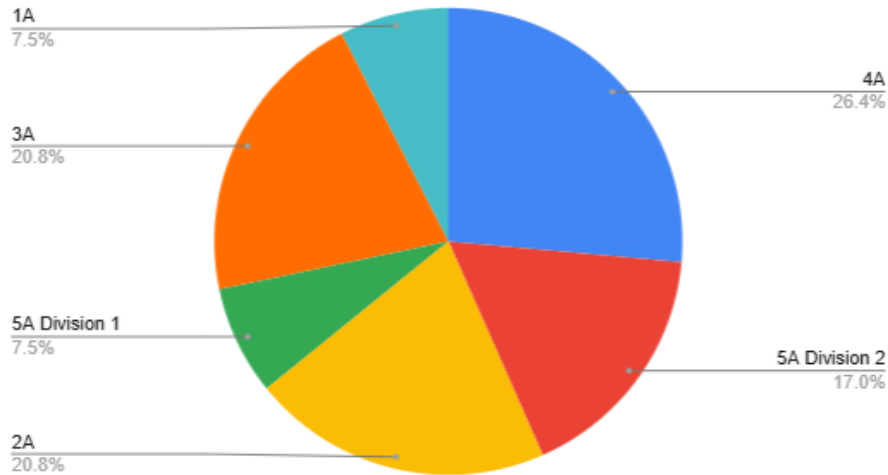
9. Ideal region size:



**10. Splitting a classification into 2 divisions should be done with:**



Breakdown of the 54 schools that said 2 divisions should not be used in a classification:



## 2025-26 Head Coach Realignment Committee Survey Notes

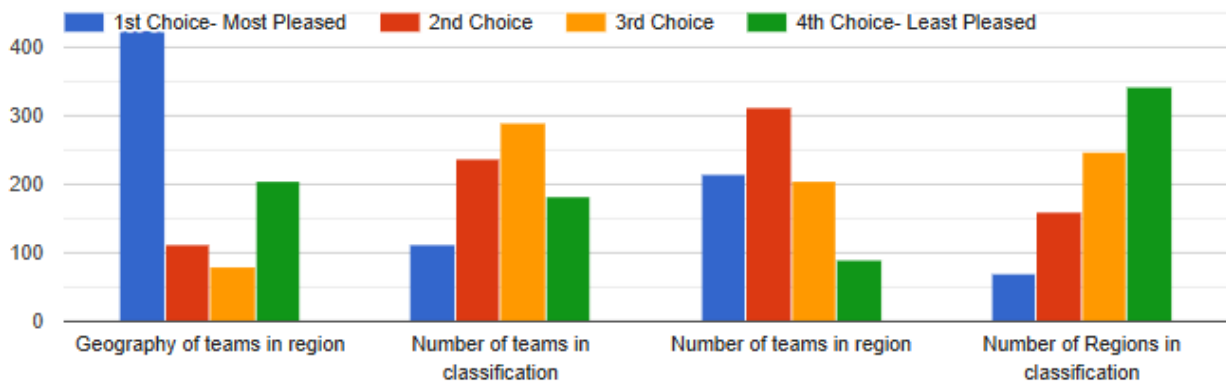
Document compiled by SCACA representatives on the committee: Ken Cribb (Johnsonville) and Michelle Yeater (AC Flora)

### Survey Breakdown by Classification

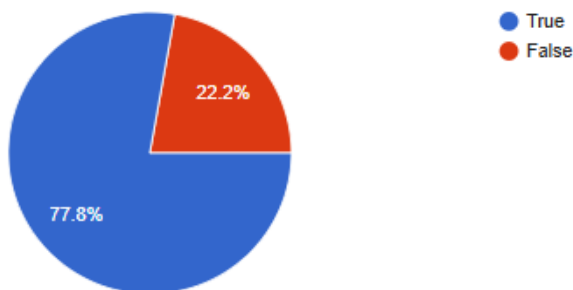
5A- 39.2%  
4A- 31.5%  
3A- 7.2%  
2A- 14%  
1A- 8.2%

#### **1. What do you like about the current realignment:**

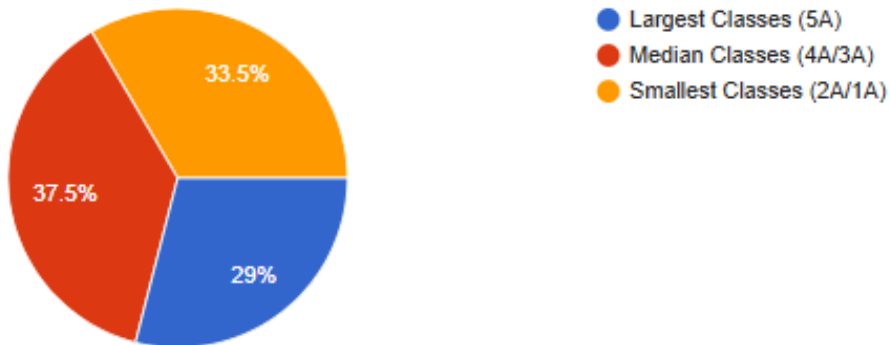
- Geography of teams in region- 53.0% put this as their “most pleased” choice.
- Number of teams in region- 42.4% put this as their 1st or 2nd “most pleased” choice. Below is a breakdown of where those schools came from:
- Geography of teams in region- 25% put this as their least pleased choice.



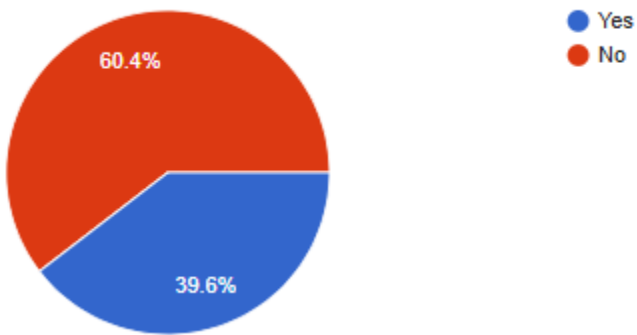
**2. In the last realignment, after appeals had been made, we saw a classification end up much smaller than intended by the realignment committee. I believe the executive committee should only grant appeals if the minimum number of schools is maintained in a classification.**



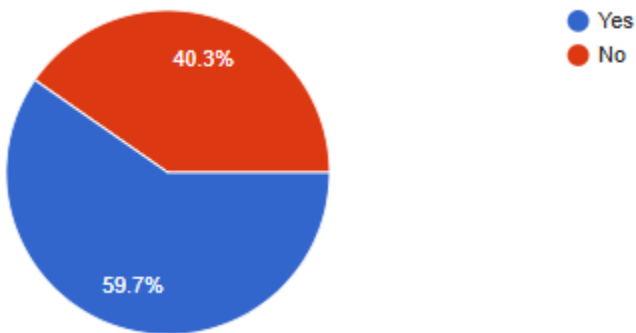
**3. What classification should have the most schools in it?**



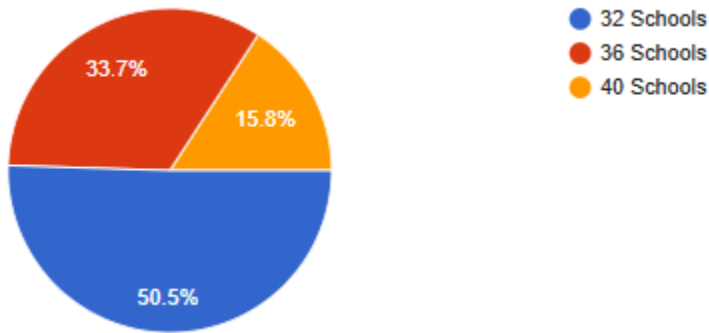
**4. I support 5A/4A together for region play-**



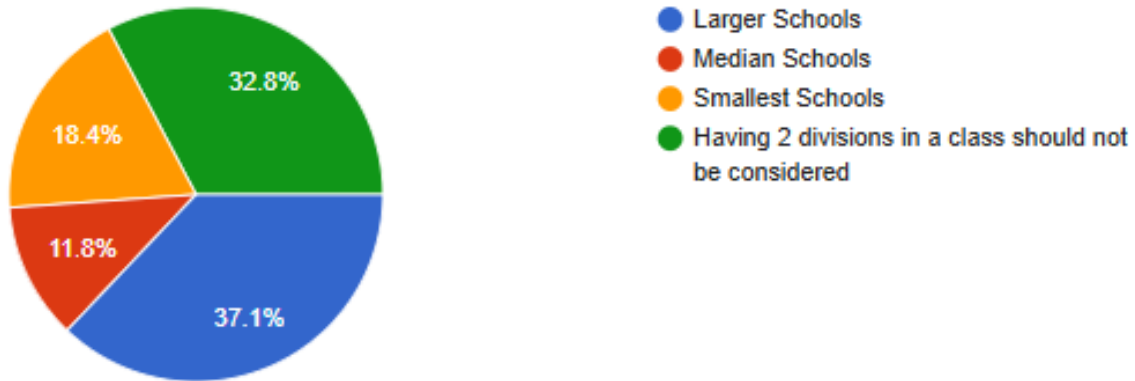
**5. I support 3/2A or 2A/1A combined together for region play-**



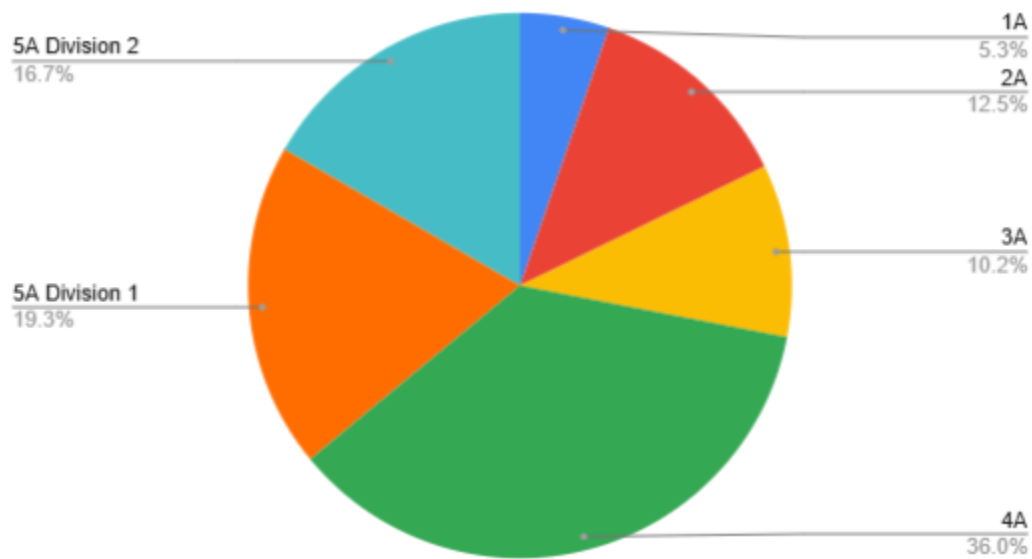
**6. If one classification were to be smaller than others, it should be at least:**



**7. Splitting a classification into 2 divisions should be done with:**



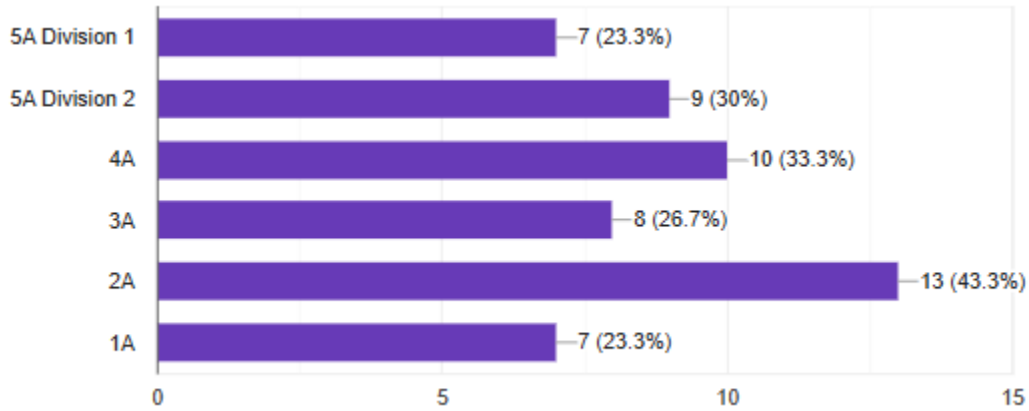
Breakdown of the schools that said 2 divisions should not be used in a classification:



## 2025-26 Superintendent Realignment Committee Survey Notes

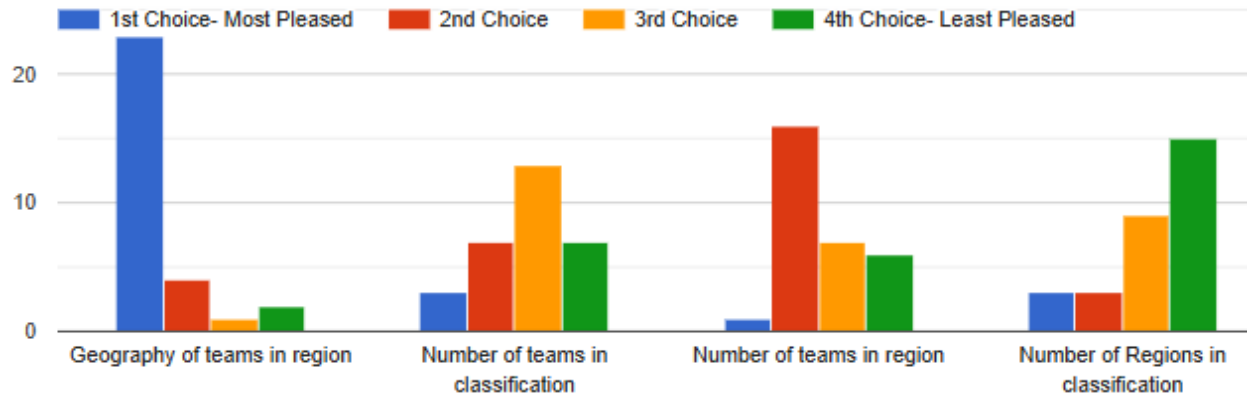
Document compiled by superintendent representative Keith Price (Lexington One).

### Schools Represented by Superintendents

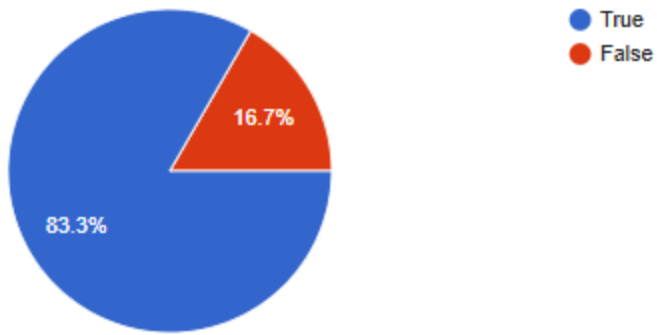


#### 1. What do you like about the current realignment:

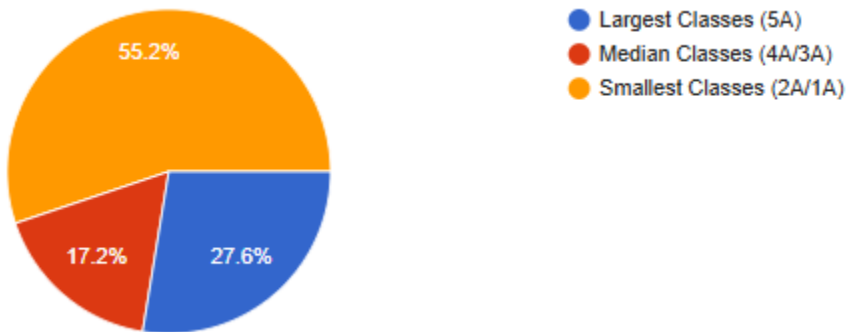
- d. Geography of teams in region- 76.7% put this as their “most pleased” choice.
- e. Number of teams in region- 33.3% put this as their 1st or 2nd “most pleased” choice. Below is a breakdown of where those schools came from:
- f. Geography of teams in region- 7.1% put this as their least pleased choice.



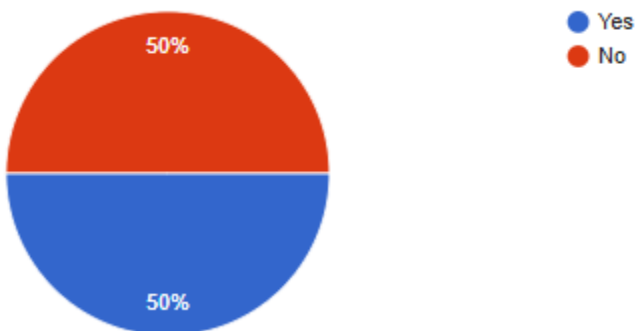
**2. In the last realignment, after appeals had been made, we saw a classification end up much smaller than intended by the realignment committee. I believe the executive committee should only grant appeals if the minimum number of schools is maintained in a classification.**



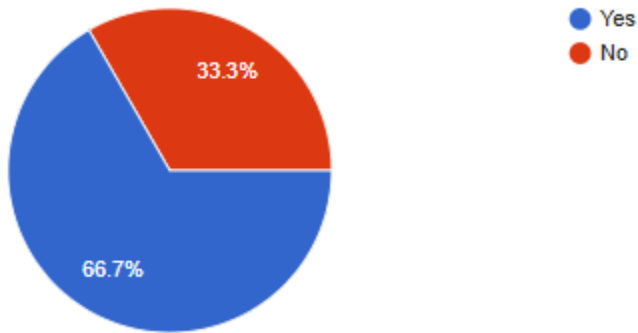
**3. What classification should have the most schools in it?**



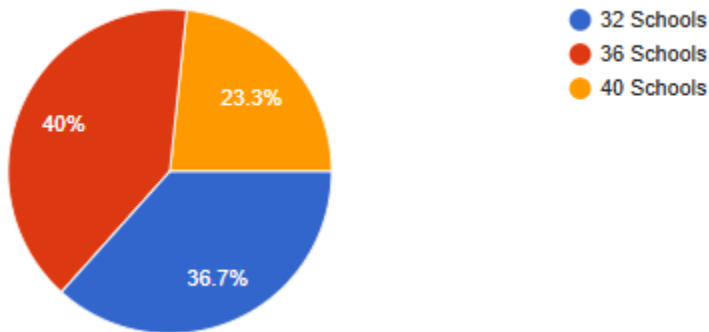
**4. I support 5A/4A together for region play-**



**5. I support 3/2A or 2A/1A combined together for region play-**



**6. If one classification were to be smaller than others, it should be at least:**



**7. Splitting a classification into 2 divisions should be done with:**

